

BE KIND



Finished size: 22 x 24"

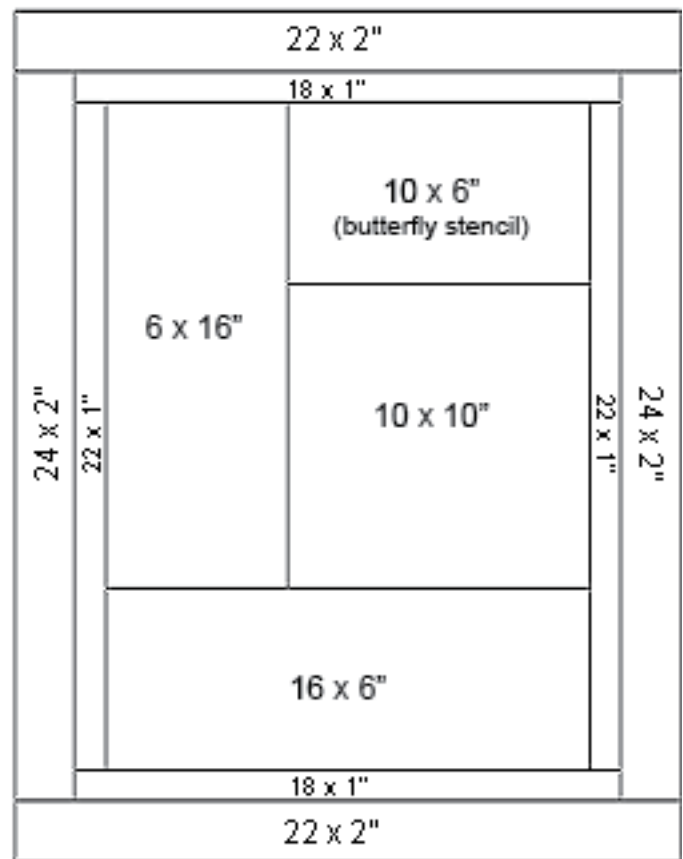
Fabric yardage

You will need small amounts for the background blocks - please check the layout guide for the sizes.

Border 1 - $\frac{1}{8}$ yard

Border 2 - $\frac{1}{4}$ yard

Layout Guide (Finished sizes - add seam allowances)



General Instructions


1. This is an opportunity for you to draw on your own inspiration and truly make this piece your own. Play around with your own fabric scheme. Appliqué the designs or use any other means you would like. For example, you could paint the letters and quilt the leaf design. Just make this piece your own and add any embellishments you like!
2. For the leaf motif you will need to join the pieces on two separate pages.



The use of this pattern is limited to *individual and personal* use. Sharing or distributing this pattern in any form is not allowed. It may not be used for commercial purposes, unless written permission is granted. Credit for this pattern should be included if displayed in any manner (such as a quilt show or exhibit). Individual users may enlarge or reduce the size of the templates for their personal use, but in no other way alter them. ©Angela Padilla, 2014. All Rights Reserved.

Need a reversed design?

From the Adobe Reader Print Menu, type in the page number you wish to reverse. Then click on "More Options," and check the "Reverse Pages" box.




Join 2 sections along red line



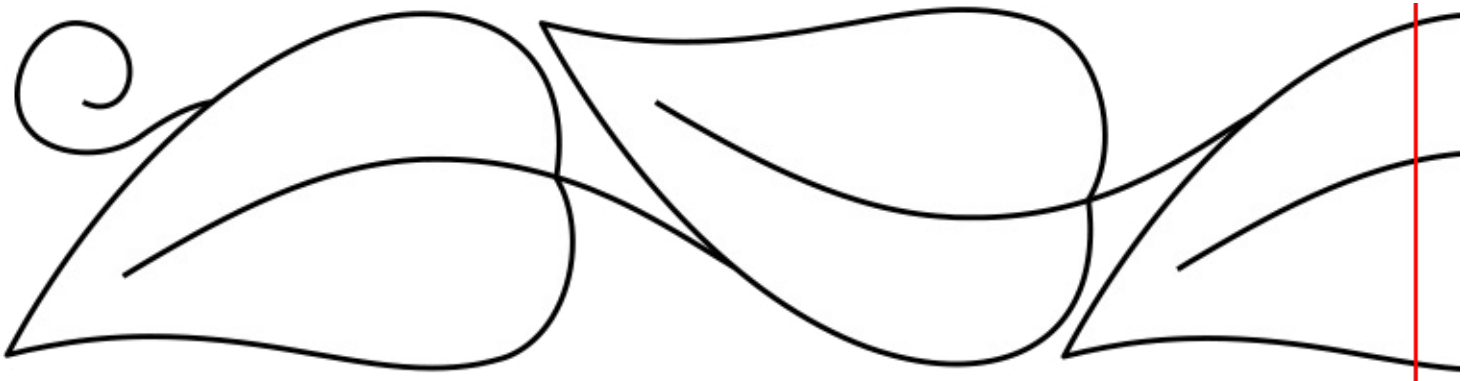
be

bed



Join 2 sections along red line





Join 2 sections along red line