







Black Cat Lap Quilt



Finished Size: 65 x 65"

Fabric Requirements - Suggested Yardage

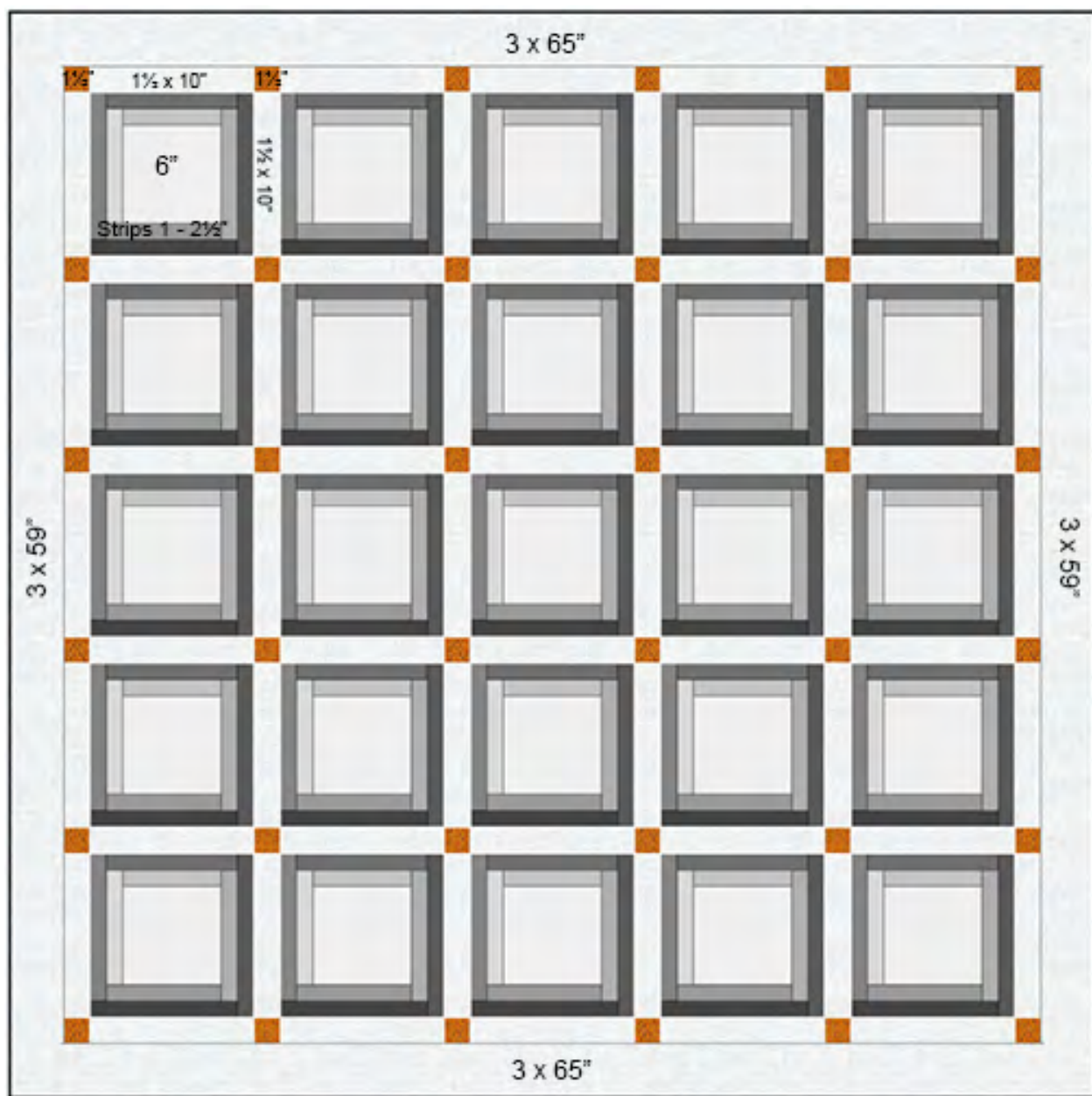
Fabric	Yardage Estimate	Description	Fabric	Yardage Estimate	Description
A 	An assortment of fabrics (est. 5 FQs)	Applique background squares	B 	A large assortment of scrap strips	To sew around cat squares; 1 ½ - 3" wide; minimum length: 6 ½ "
C 	1 ¾	Sashing strips & border	D 	1/8	Cornerstones
E 	5/8	Cat heads	F 	Scraps	Cat eyes & nose
72 x 72" Backing fabric & Batting			½ yard binding fabric		

Angie Padilla 

© 2020 Angie Padilla. All Rights Reserved. The use of this pattern is limited to individual and personal use. Sharing or distributing this pattern in any form is not allowed. It may not be used for commercial purposes, unless written permission is granted. Credit for this pattern should be included if displayed in any manner (such as a quilt show or exhibit). Individual users may enlarge or reduce the size of the templates for their personal use, but in no other way alter them. Website: <http://ajpadilla.com>

LAYOUT GUIDE LAP QUILT

(Measurements given are for FINISHED sizes and DO NOT include seam allowances)



CUT (these measurements DO include seam allowances):

Applique background squares (Fabrics A):

- Twenty-five (25) squares measuring 7 1/2" (trim to 6 1/2" after appliqueing the cat designs)

Cat Block Strips (Fabrics B):


- An assortment of strips measuring 1 1/2 - 3" wide, with a minimum length of 6 1/2" and a maximum length of 10 1/2" (you might need around 200 strips, depending on the width of the strips you find in your stash)

Sashing strips & Border (Fabric C):

- Two strips of fabric C measuring 2 x 33 1/2" for the narrow side borders
- Two strips of fabric C measuring 2 x 30 1/2" for the narrow top and bottom borders
- Four strips of fabric D measuring 3 1/2 x 36 1/2" for the wide borders

LAYOUT GUIDE TWIN SIZE QUILT

(Measurements given are for FINISHED sizes and DO NOT include seam allowances)

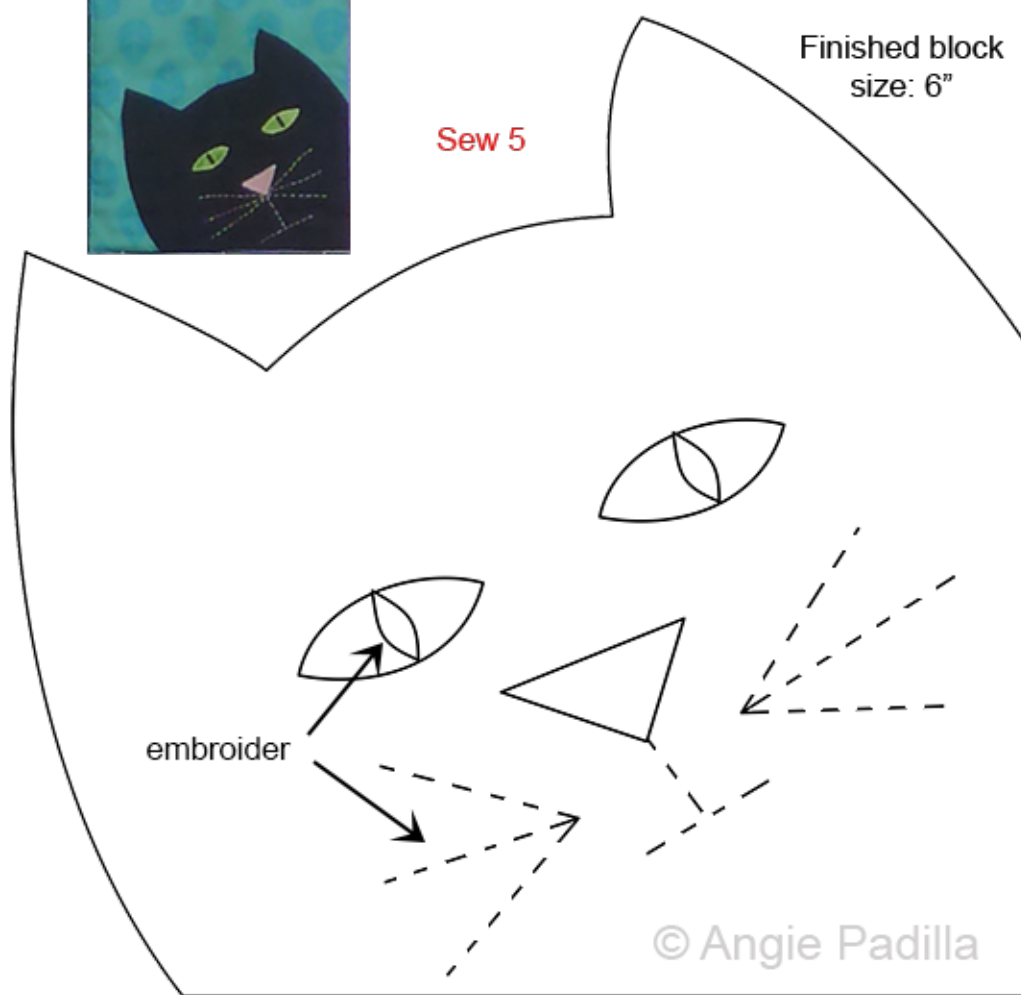


Adjust fabric requirements accordingly



Sew 5

Finished block
size: 6"



Finished block
size: 6"

Sew 5

